

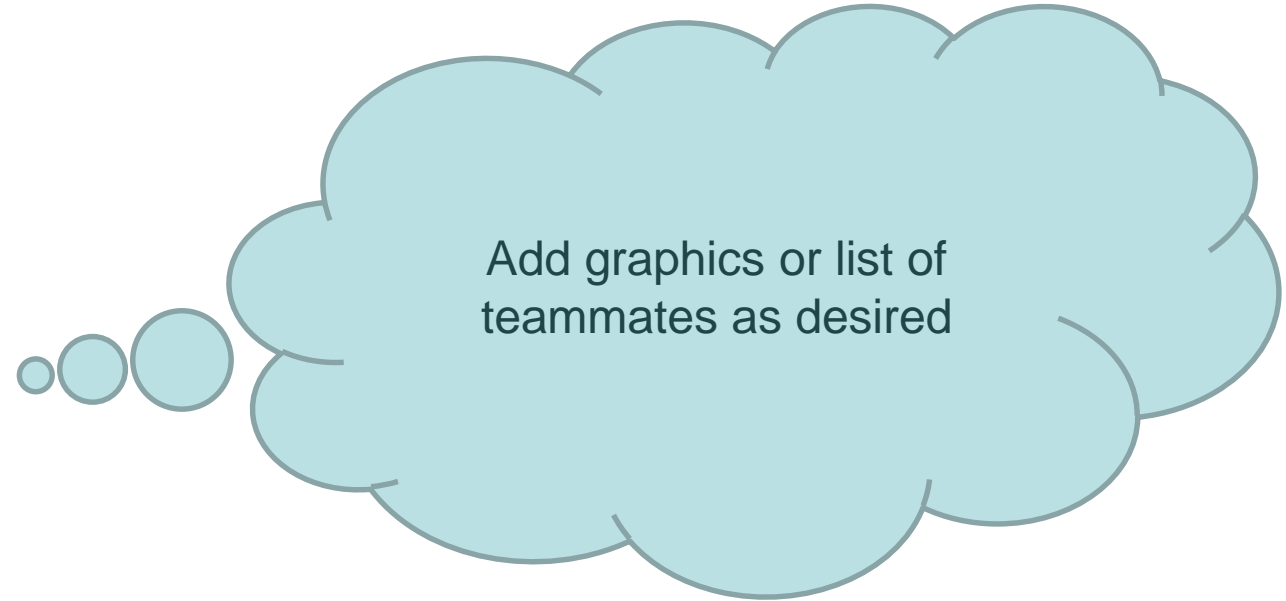
BRIEF NOTE:

This template is for QIPS Day platform presentations. It is intended as a guiding tool to help organize presentation content and supply some helpful structure. If you decide to alter the background, please insure you do keep the UT and EHS logos.

Title of project

Presenter's name(s)

Mentor's name(s)



Add graphics or list of
teammates as desired

Problem/ Background



Current situation

From IHI Project Charter

AIM

From IHI Project Charter

Causes Leading to the problem

- Insert Fishbone diagram, 5-why analysis, Cause Map, Pareto chart , etc. Some fillable forms can be found on the Erlanger Intranet: [Advanced Project Templates](#)

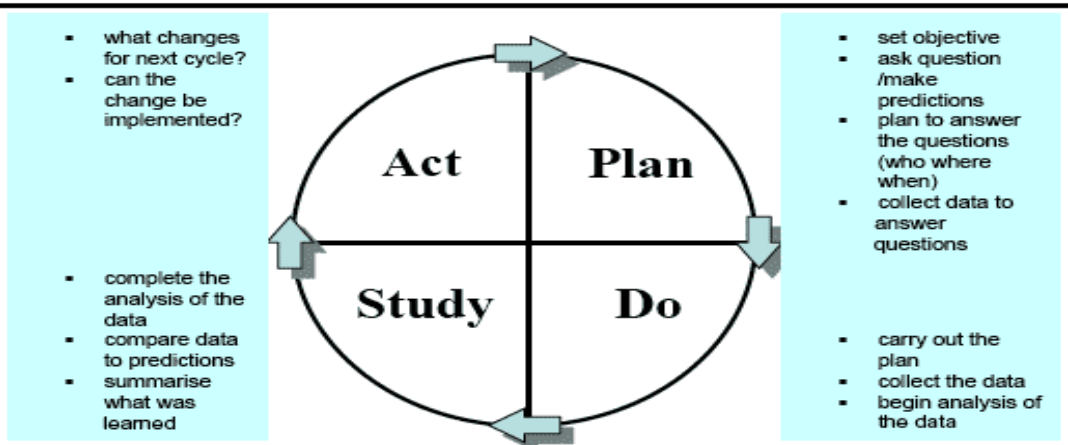
(From Erlanger computer, Right-click link and select Open Hyperlink)

Measures

- **Outcome measure (related to Aim Statement)**
- **Process measure(s)**
- **Balance Measure(s)**

Typically, measures you selected in the IHI Project Charter.

PDSA- can use this format

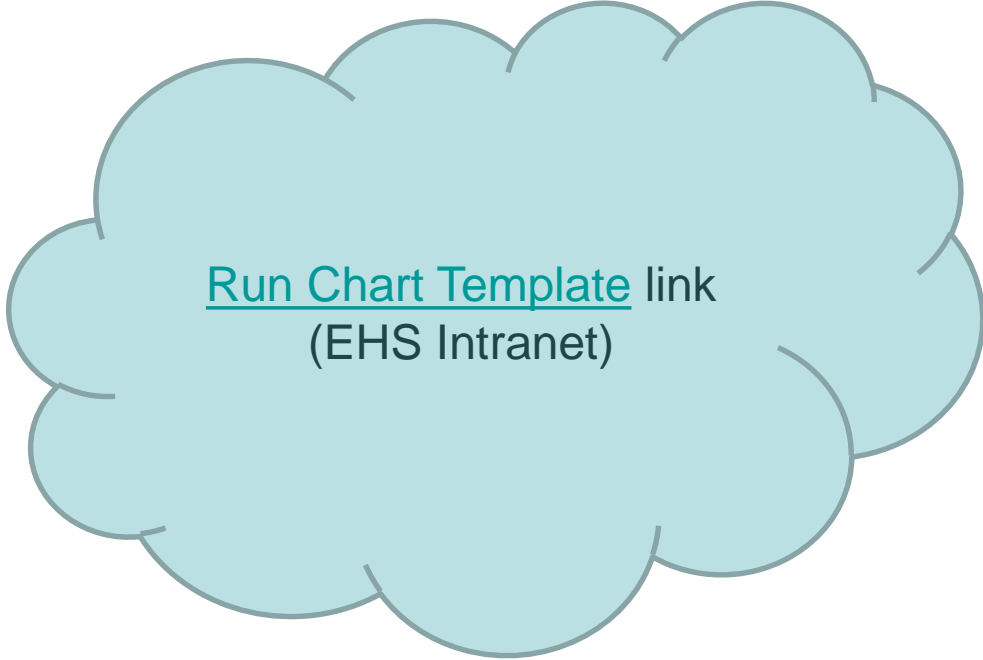


You can use a slide for each PDSA your team performed, showing data for each completed cycle, or summarize multiple cycles in one slide.

[PDSA Template](#) (MS Word document) on Erlanger Intranet might be useful.

Results

- Use graphs (Run charts, Process Control Charts, or composite data tables) to show Outcomes data



[Run Chart Template](#) link
(EHS Intranet)

Discussion

What were key breakthroughs? Why do you think the project went as it did? How do you think it affected the care in your clinical practice? Etc....

Barriers/Lessons Learned

In simple/brief terms, share what surprised the team, challenged them, and key learnings regarding QI efforts (use bullet points if possible)

Next Steps

If project didn't reach Aim,
what might the next PDSA
be?
If it did reach Aim, how will
it be sustained?

References and “Thank You”s

If any references, or folks who were especially helpful, give credit where it is due.